

بِسْمِ اللَّهِ الرَّحْمَنِ الرَّحِيمِ

ان شاء الله
حسنا
١٣٩٥



Pharmacology

Drugs That Affect The Nervous System

Topics

- **Analgesics and antagonists.**
- **Anesthetics.**
- **Anti-anxiety and sedative-hypnotics.**
- **Anti-seizure / anti-convulsants.**
- **CNS stimulators.**
- **Psychotherapeutics.**
- **ANS/PNS/SNS agents.**

But first...

**A colorful review of
neurophysiology!**

Nervous System

```
graph TD; NS[Nervous System] --> CNS[CNS]; NS --> PNS[PNS]; PNS --> Autonomic[Autonomic]; PNS --> Somatic[Somatic]; Autonomic --> Sympathetic[Sympathetic]; Autonomic --> Parasympathetic[Parasympathetic];
```

CNS

PNS

Autonomic

Somatic

Sympathetic

Parasympathetic

Analgesics

- **Decrease in sensation of pain.**
- **Classes:**
 - **Opioid.**
 - **Agonist.**
 - **Antagonist.**
 - **Agonist-antagonist.**
 - **Non-opioids.**
 - **Salicylates.**
 - **NSAIDs.**
 - **Adjuncts.**

Opioids

- **Generic reference to morphine-like drugs/actions.**
 - **Opiate:** derivative of opium
- **Prototype:** morphine
 - Morpheus: god of dreams.
- **Act on endorphin receptors:**
 - Mu (most important).
 - Kappa.



Actions of Opioid Receptors

Response	Mu	Kappa
Analgesia	<input checked="" type="checkbox"/>	<input checked="" type="checkbox"/>
Respiratory Depression	<input checked="" type="checkbox"/>	
Sedation	<input checked="" type="checkbox"/>	<input checked="" type="checkbox"/>
Euphoria	<input checked="" type="checkbox"/>	
Physical Dependence	<input checked="" type="checkbox"/>	
↓ GI motility	<input checked="" type="checkbox"/>	<input checked="" type="checkbox"/>

Actions at Opioid Receptors

Drugs	Mu	Kappa
Pure Agonists -morphine, codeine, meperidine (Demerol®), fentanyl (Sublimaze®), remifentanyl (Ultiva®), propoxyphene (Darvon®), hydrocodone (Vicodin®), oxycodone (Percocet®)	Agonist	Agonist
Agonist-Antagonist -nalbuphine (Nubaine®), butorphanol (Stadol®)	Antagonist	Agonist
Pure Antagonist -naloxone (Narcan®)	Antagonist	Antagonist

General Actions of Opioids

- **Analgesia.**
- **Respiratory depression.**
- **Constipation.**
- **Urinary retention.**
- **Cough suppression.**
- **Emesis.**
- **Increased ICP**
 - Indirect through CO₂ retention.
- **Euphoria/Dysphoria.**
- **Sedation.**
- **Miosis**
 - Pupil constriction.
- **Preload & afterload**
 - Watch for hypotension!

Non-opioid Analgesics

- **Salicylates:**
 - Aspirin (Bayer®) * (prototype for class).
- **Non-Steroidal Anti-Inflammatory Drugs:**
 - Ibuprofen (Motrin®, Advil®)
 - Propionic Acid derivative.
 - Naproxen (Naprosyn®).
 - Naproxen sodium (Aleve®).
 - All compete with aspirin for protein binding sites.
 - Ketorolac (Toradol®).

NSAID Properties

Drug	Fever	Inflammation	Pain
Aspirin	<input checked="" type="checkbox"/>	<input checked="" type="checkbox"/>	<input checked="" type="checkbox"/>
Ibuprofen	<input checked="" type="checkbox"/>	<input checked="" type="checkbox"/>	<input checked="" type="checkbox"/>
Acetaminophen	<input checked="" type="checkbox"/>		<input checked="" type="checkbox"/>

Aspirin Mechanism of Action

- **Inhibit synthesis of cyclooxygenase (COX)**
 - **Enzyme responsible for synthesis of:**

Prostaglandins

- Pain response.
- Suppression of gastric acid secretion.
- Promote secretion of gastric mucus and bicarbonate.
- Mediation of inflammatory response.
- Production of fever.
- Promote renal vasodilation (↓blood flow).
- Promote uterine contraction.

Thromboxane A₂

- Involved in platelet aggregation.

Aspirin Effects

Good

- **Pain relief.**
- ▽ ↓ **Fever.**
- ▽ ↓ **Inflammation.**

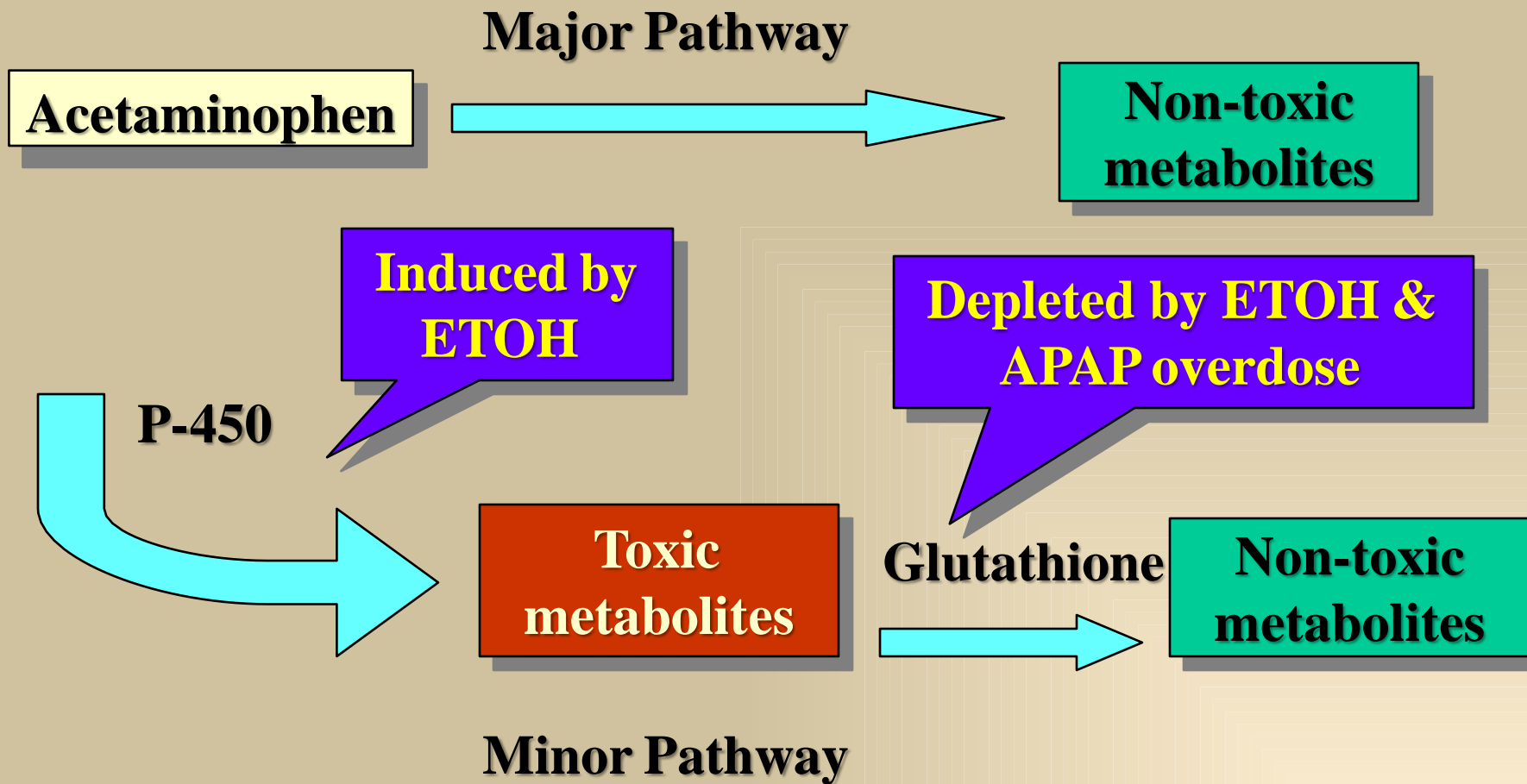
Bad

- **GI ulceration:**
 - ↑ **Gastric acidity.**
 - ↓ **GI protection.**
- ▽ ↑ **Bleeding.**
- ▽ ↓ **Renal elimination.**
- ▽ ↓ **Uterine contractions during labor.**

Acetaminophen (Tylenol®)

- NSAID similar to aspirin.
- Only inhibits synthesis of CNS prostaglandins.
 - **Does not have peripheral side effects of ASA:**
 - Gastric ulceration.
 - ∇↓ Platelet aggregation.
 - ∇↓ Renal flow.
 - ∇↓ Uterine contractions.

Acetaminophen Metabolism



Anesthetics

- **Loss of all sensation:**
 - Usually with loss of consciousness.
↓ propagation of neural impulses.
- **General anesthetics:**
 - Gases
 - Nitrous oxide (Nitronox[®]), halothane, ether.
 - IV
 - Thiopental (Pentothal[®]), methohexital (Brevitol[®]), diazepam (valium[®]), remifentanyl (Ultiva[®]).

Anesthetics

- **Local:**
 - **Affect on area around injection.**
 - **Usually accompanied by epinephrine**
 - **Lidocaine (Xylocaine[®]), topical cocaine.**

Anti-anxiety & Sedative-hypnotic Drugs

- **Sedation:** ↓ anxiety & inhibitions.
- **Hypnosis:** instigation of sleep.
- **Insomnia:**
 - ↑ Latent period.
 - ↑ Wakenings.
- **Classes:**
 - Barbiturates.
 - Benzodiazepines.
 - Alcohol.

**Chemically different,
Functionally similar**

Mechanism of action

- **Both promote the effectiveness of GABA receptors in the CNS:**
 - Benzodiazepines promote only.
 - Barbiturates promote and (at high doses) stimulate GABA receptors.
- **GABA = chief CNS inhibitory neurotransmitter:**
 - Promotes hyperpolarization via \uparrow Cl⁻ influx.

Benzodiazepines vs. Barbiturates

Criteria	BZ	Barb.
Relative Safety	High	Low
Maximal CNS depression	Low	High
Respiratory Depression	Low	High
Suicide Potential	Low	High
Abuse Potential	Low	High
Antagonist Available?	Yes	No

Benzodiazepines

Benzodiazepines:

- **Diazepam (valium[®]).**
- **Midazolam (versed[®]).**
- **Alprazolam (xanax[®]).**
- **Lorazepam (atiavan[®]).**
- **Triazolam (Halcion[®]).**

“Non-benzo benzo”:

- **Zolpidem (ambien[®]).**
- **Buspirone (BusPar[®]).**

Barbiturates

Subgroup	Prototype	Typical Indication
Ultra-short acting	thiopental (Pentothol[®])	Anesthesia
Short acting	secobarbital (Seconal[®])	Insomnia
Long acting	phenobarbital (Luminal[®])	Seizures

Barbiturates

- **Amobarbital (amytal[®]).**
- **Pentobarbital (nembutal[®]).**
- **Thiopental (pentothal[®]).**
- **Phenobarbital (luminal[®]).**
- **Secobarbital (seconal[®]).**

Anti-seizure Medications

- Seizures caused by hyperactive brain areas.
- **Multiple chemical classes of drugs:**
 - All have same approach.
 - Decrease propagation of action potentials
 - ∇↓ Na⁺, Ca⁺⁺ influx (delay depolarization/prolong repolarization).
 - ∇↑ Cl⁻ influx (hyperpolarize membrane).

Anti-Seizure Medications

Benzodiazepines

- Diazepam (valium®).
- Lorazepam (Ativan®).

Barbiturates

- Phenobarbital (Luminal®).

Ion Channel Inhibitors

- Carbamazepine (Tegretol®).
- Phenytoin (Dilantin®).

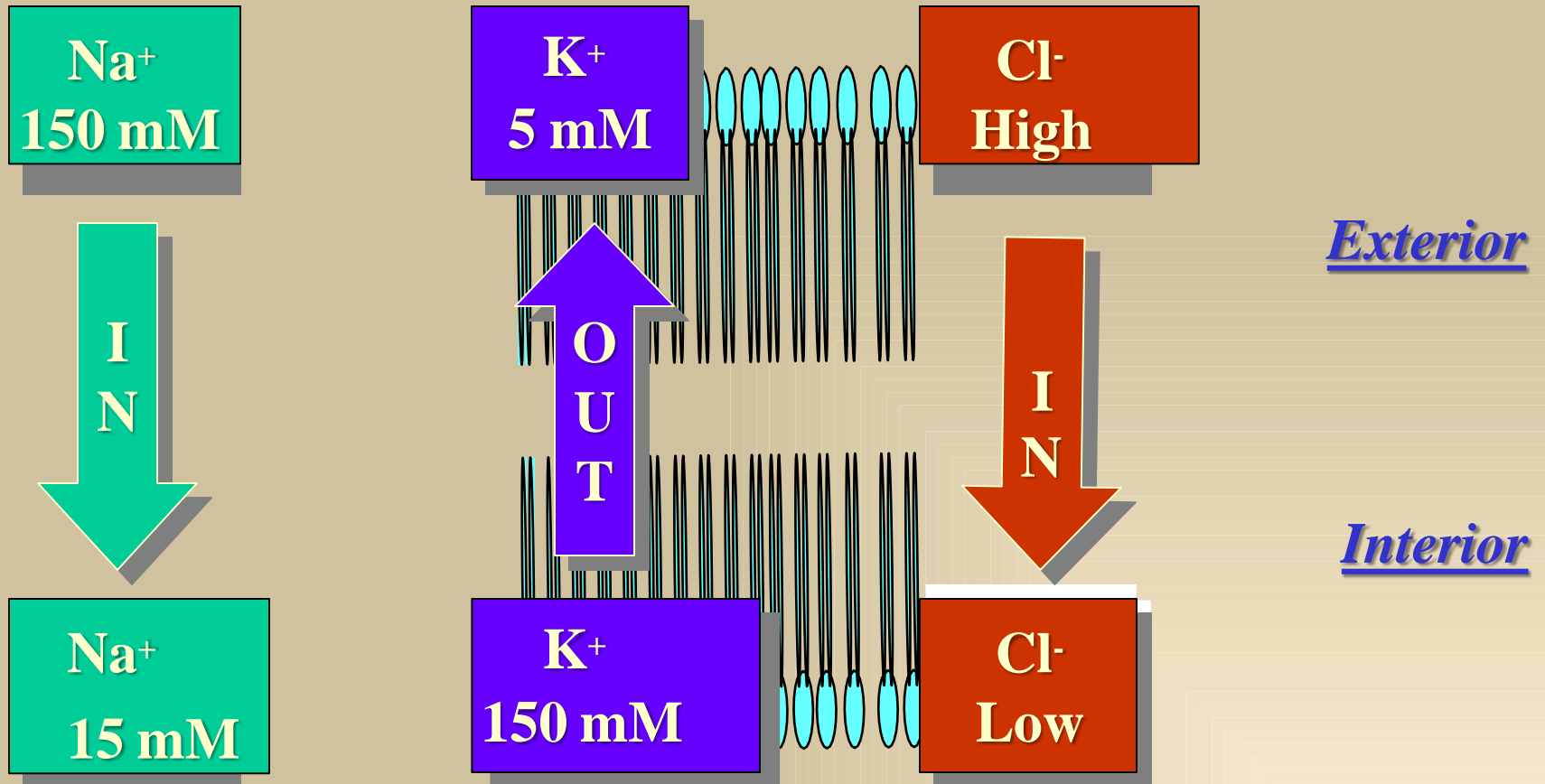
Misc. Agents

- Valproic acid (Depakote®).

Ion Diffusion

- **Key to neurophysiology.**
- **Dependent upon:**
 - **Concentration gradient.**
 - **Electrical gradient.**
- **Modified by:**
 - **‘Gated ion channels’.**

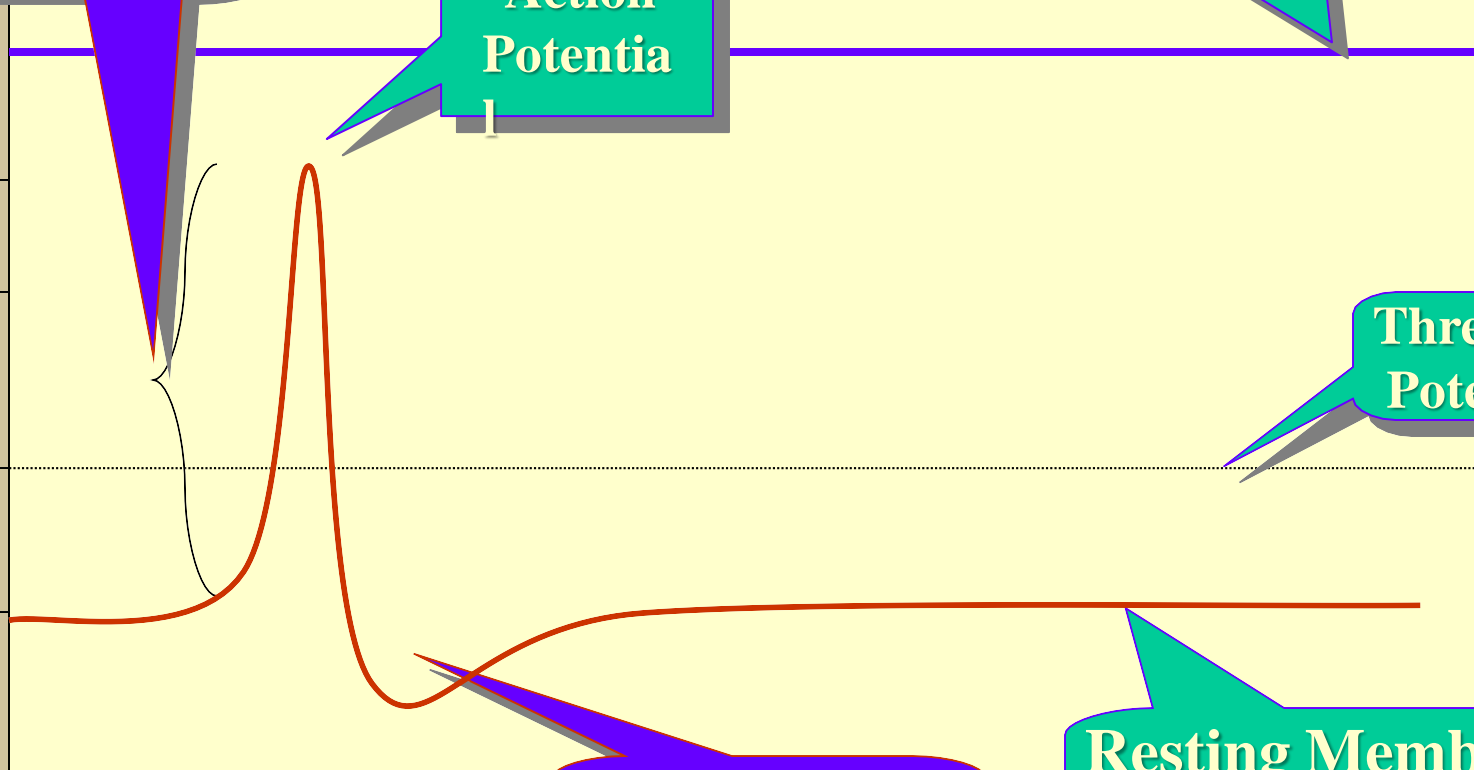
Where Does Diffusion Take the Ion?



Action Potential Components

Membrane Potential (mV)

+30
0
-50
-70



Depolarization!

Action
Potentia

Na⁺ equilibrium

Threshold
Potential

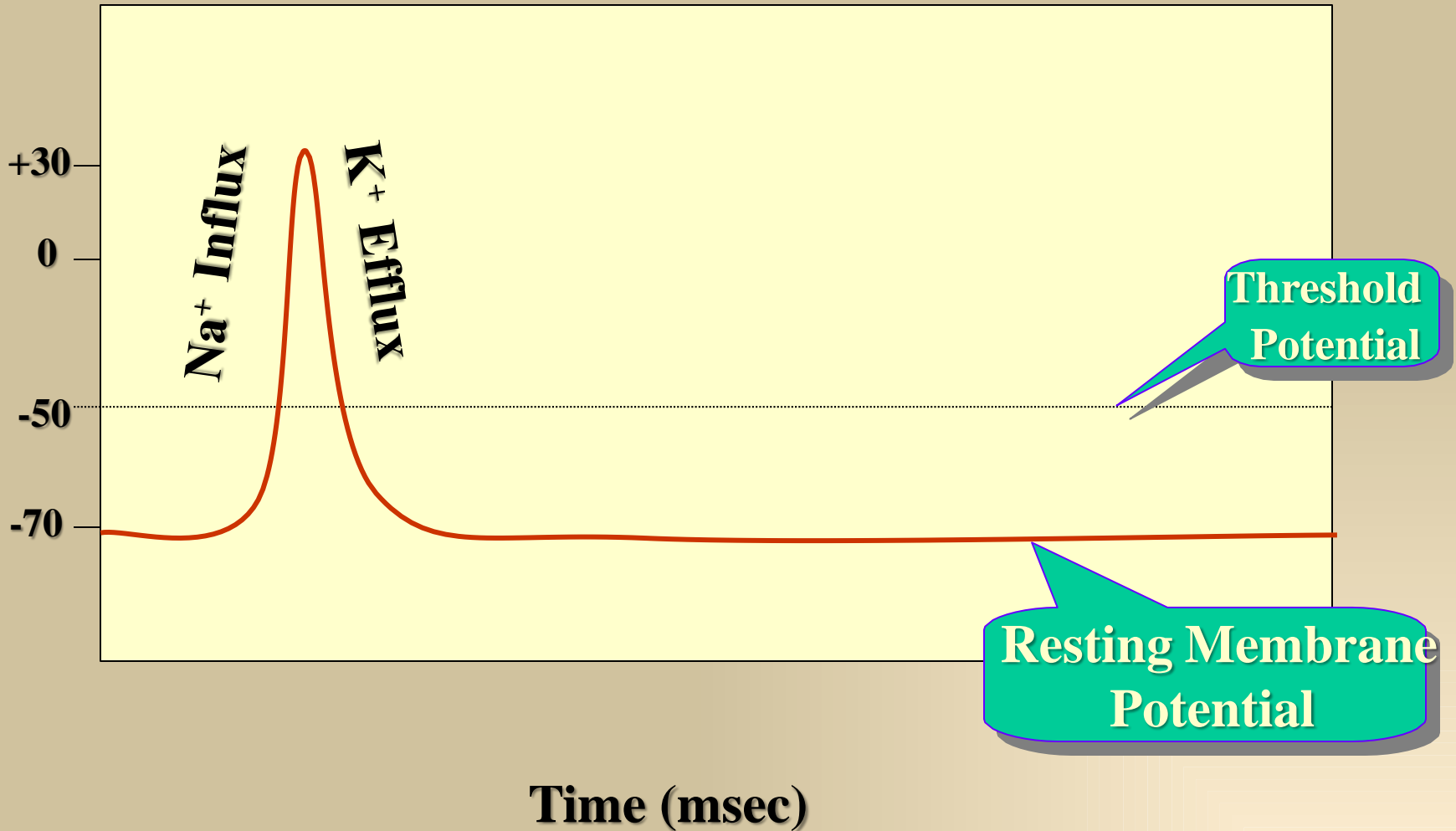
Hyperpolarized

Resting Membrane
Potential

Time (msec)

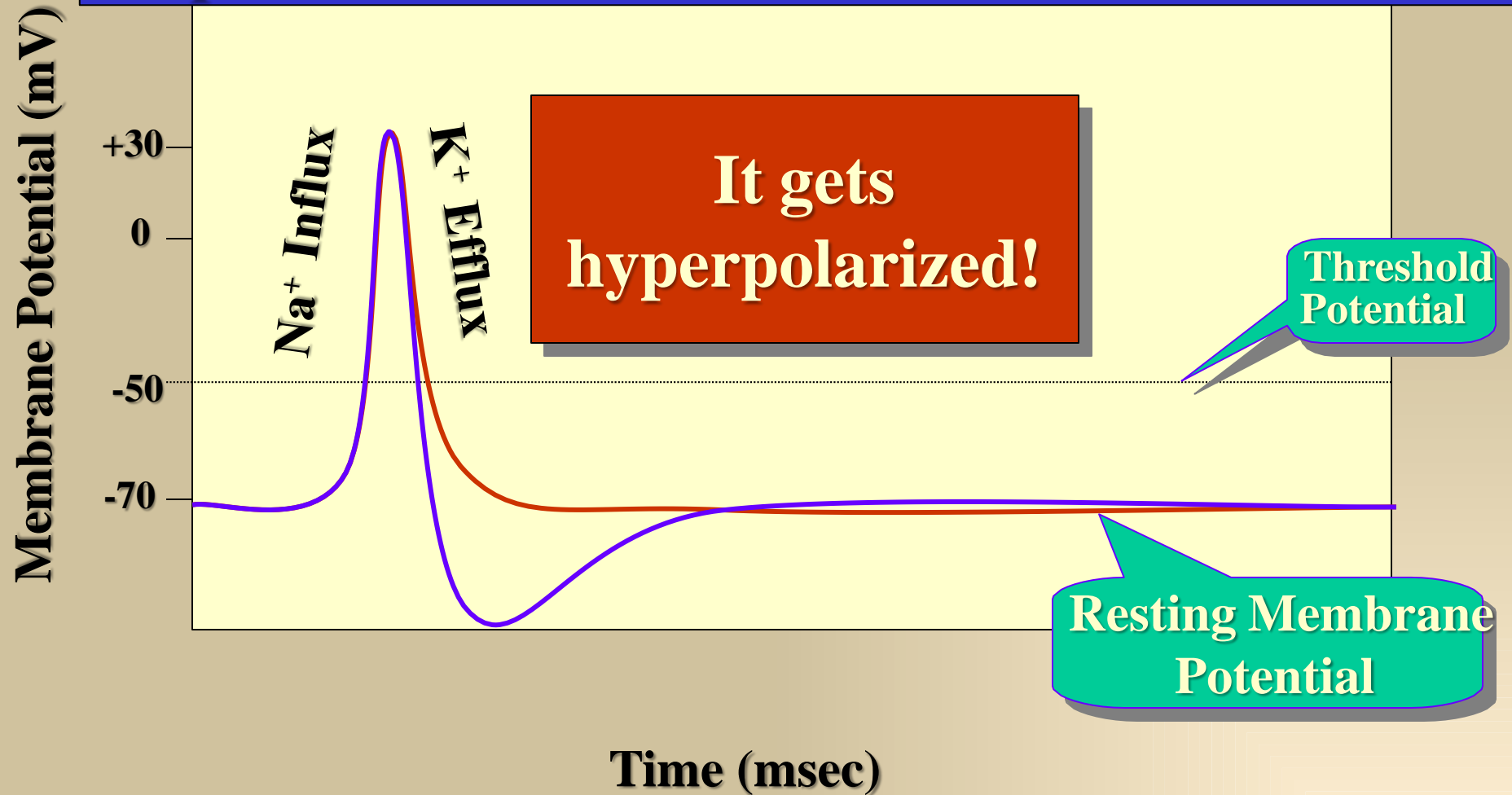
Membrane Permeability

Membrane Potential (mV)



Time (msec)

What Happens to the Membrane If Cl⁻ Rushes Into the Cell During Repolarization?



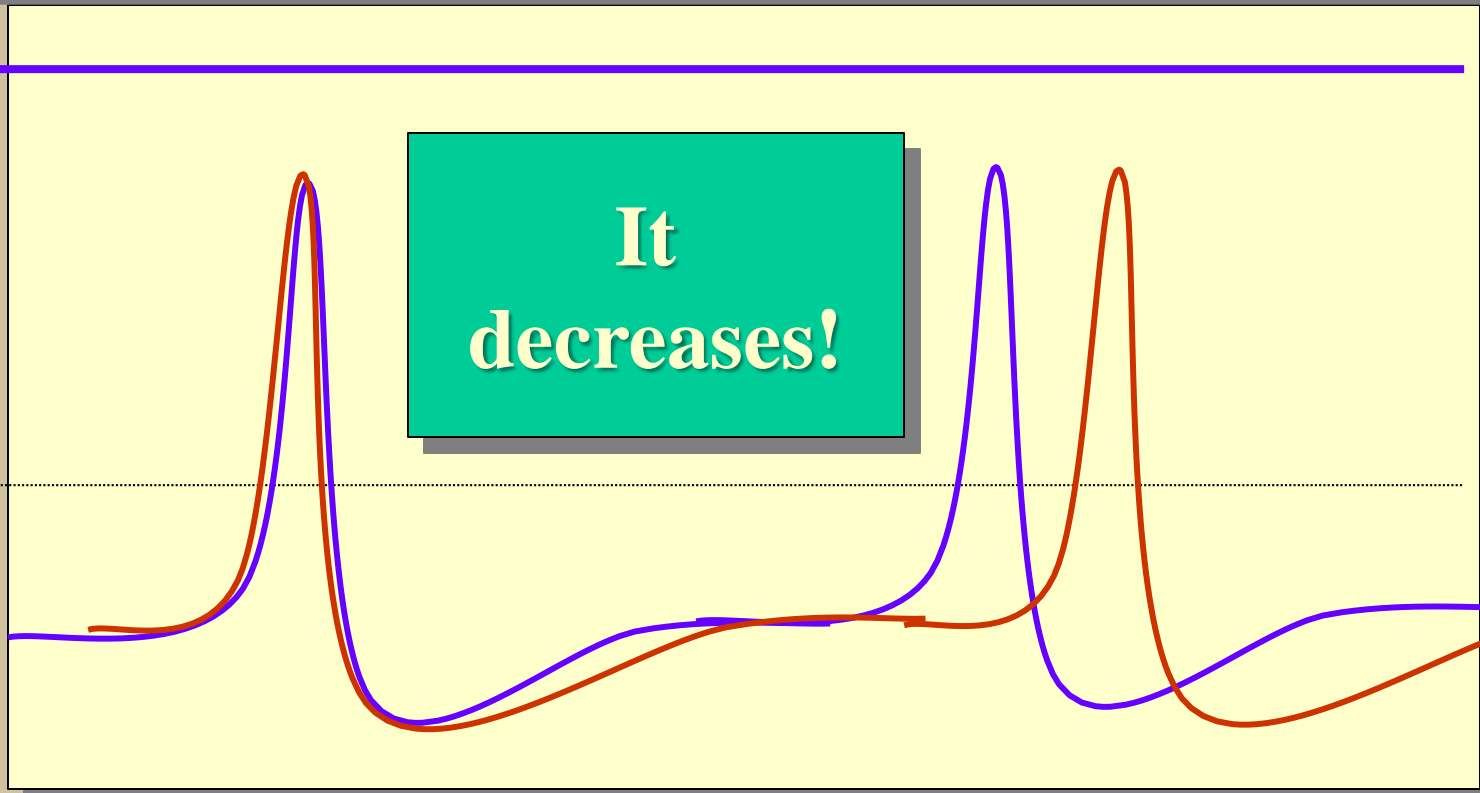
What Happens to the Frequency of Action Potentials If the Membrane Gets Hyperpolarized?

Membrane Potential (mV)

+30
0
-50
-70

It
decreases!

Time (msec)



Clinical Correlation

- Remember that it is the rate of action potential propagation that determines neurologic function.
 - Determined by frequency of action potentials.

What would be the effect on the membrane of $\uparrow\uparrow$ Cl⁻ influx during a seizure?

What is a seizure?

Hyperpolarization & ...

↓ seizure activity!

Cl⁻

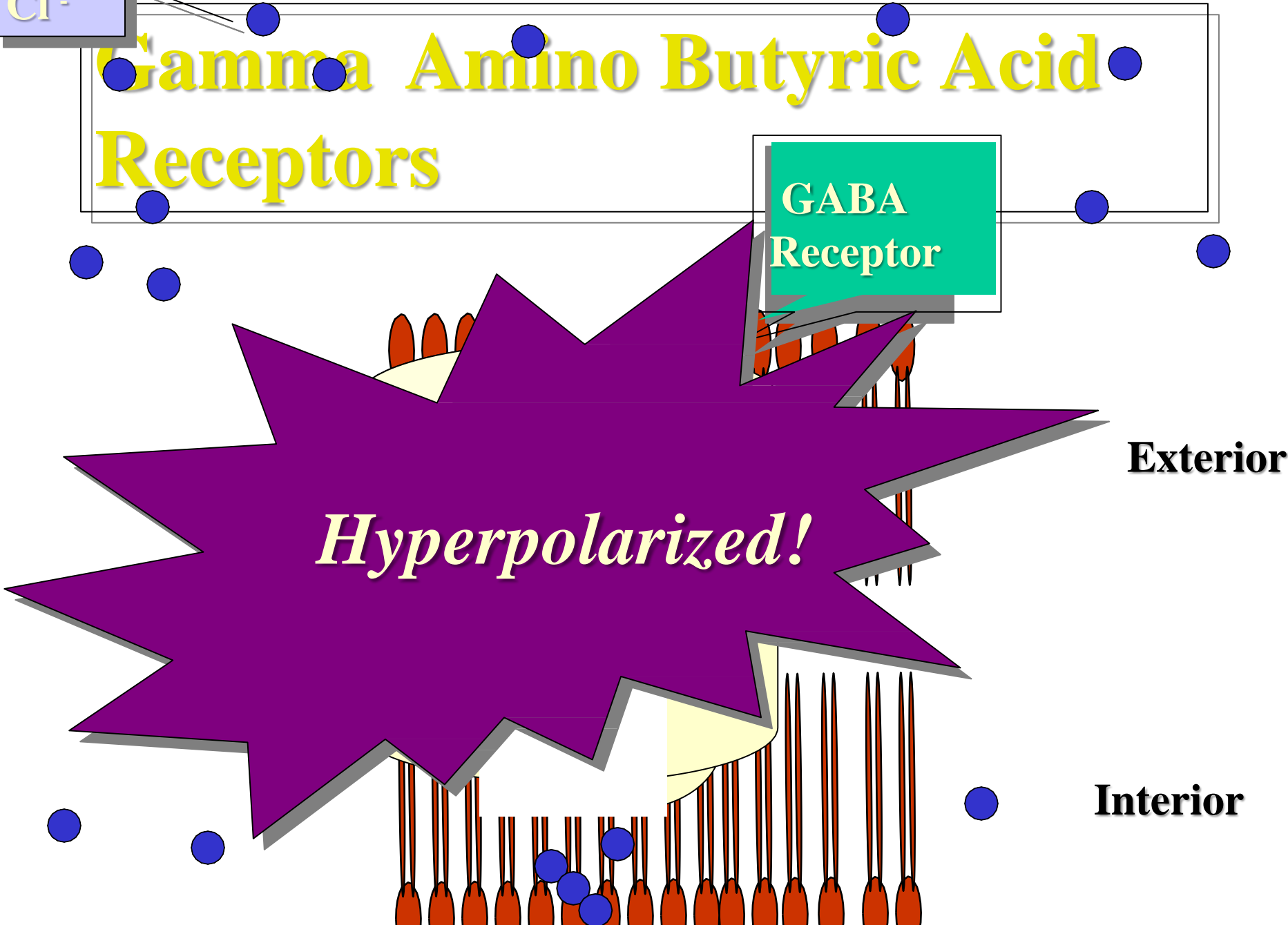
Gamma Amino Butyric Acid Receptors

GABA Receptor

Hyperpolarized!

Exterior

Interior



Cl⁻

GABA+Bz Complex

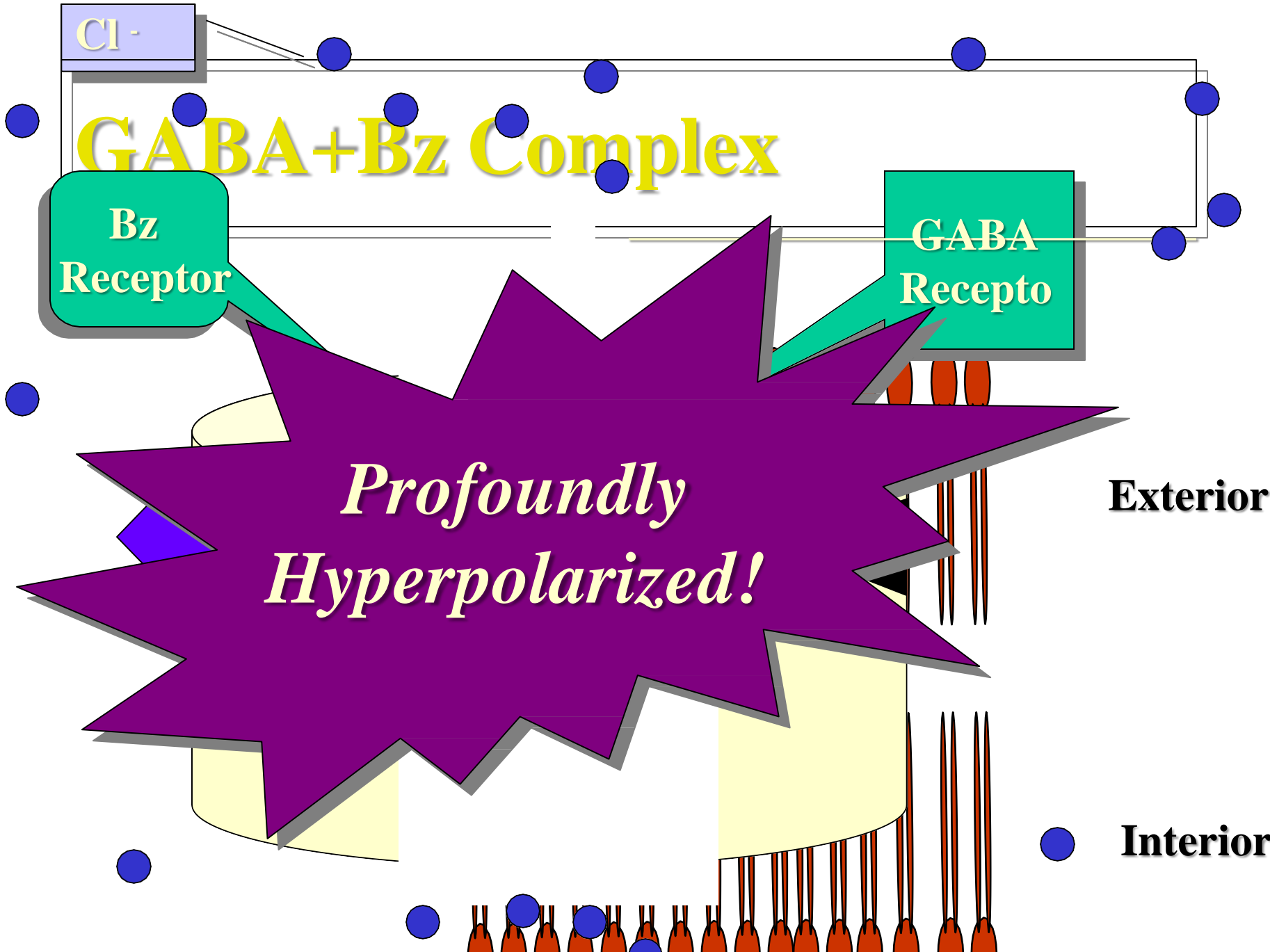
Bz
Receptor

GABA
Recepto

*Profoundly
Hyperpolarized!*

Exterior

Interior



Are You Ready for a Big Surprise?

Many CNS drugs act on GABA receptors to effect the frequency and duration of action potentials!

SNS Stimulants

- **Two general mechanisms:**
 - Increase excitatory neurotransmitter release.
 - Decrease inhibitory neurotransmitter release.
- **Three classes:**
 - Amphetamines.
 - Methylphenidate.
 - Methylxanthines.

Amphetamines

Amphetamine.
Methamphetamine.
Dextroamphetamine.
(Dexedrine®)

MOA:

**promote release of
norepinephrine,
dopamine.**

Indications

- **Diet suppression.**
- ∇ **↓ Fatigue.**
- ∇ **↑ Concentration.**

Side Effects

- **Tachycardia.**
- **Hypertension.**
- **Convulsion.**
- **Insomnia.**
- **Psychosis.**

Methylphenidate (Ritalin[®])

- **Different structure than other stimulants:**
 - Similar mechanism.
 - Similar side effects.
- **Indication: ADHD**
 - Increase ability to focus & concentrate.

Methylxanthines

- **Caffeine.**
- **Theophylline (Theo-Dur®).**
- **Aminophylline.**

Mechanism of action

- **Reversible blockade of adenosine receptors.**

A patient is taking theophylline and becomes tachycardic (SVT). You want to give her adenosine. Is there an interaction you should be aware of? How should you alter your therapy?

Methylxanthines blocks adenosine receptors. A typical dose of adenosine may not be sufficient to achieve the desired result.

Double the dose!

News You Can Use...

Source	Amount of Caffeine
Coffee <ul style="list-style-type: none">•Brewed•Instant	40 – 180 mg/cup 30 – 120 mg/cup
Decaffeinated Coffee	2 - 5 mg/cup
Tea	20 – 110 mg/cup
Coke	40 – 60 mg/12 oz

Psychotherapeutic Medications

- **Dysfunction related to neurotransmitter imbalance.**
 - Norepinephrine.
 - Dopamine.
 - Serotonin.
- Monoamines*
- **Goal is to regulate excitatory/inhibitory neurotransmitters.**

Anti-Psychotic Drugs (Neuroleptics)

- **Schizophrenia:**

- Loss of contact with reality & disorganized thoughts.
- Probable cause: increased dopamine release.
- Tx. Aimed at decreasing dopamine activity.

Two Chemical Classes:

- **Phenothiazines**
 - chlorpromazine (Thorazine®)
- **Butyrophenones**
 - haloperidol (Haldol®)

Other Uses for Antipsychotics

- **Bipolar depression.**
- **Tourette's Syndrome.**
- **Prevention of emesis.**
- **Dementia (OBS).**
- **Temporary psychoses from other illness.**

Antipsychotic MOA

- **Mechanism is similar.**
 - **Strength (I) vs. Potency ('oomph'):**
 - Phenothiazines – low potency.
 - Butyrophenones – high potency.
 - **Receptor Antagonism:**
 - Dopamine₂ in brain → *Therapeutic effects*
 - Muscarinic cholinergic
 - Histamine
 - Norepi at alpha₁
- Unintended effects*

Antipsychotic Side Effects

- **Generally short term.**
- **Extrapyramidal symptoms (EPS).**
- **Anticholinergic effects (atropine-like):**
 - **Dry mouth, blurred vision, photophobia, tachycardia, constipation).**
- **Orthostatic hypotension.**
- **Sedation.**
- **Decreased seizure threshold.**
- **Sexual dysfunction.**

Extrapyramidal Symptoms

Reaction	Onset	Features
Acute dystonia	Hours to 5 days	Spasm of tongue, neck, face & back
Parkinsonism	5 – 30 days	Tremor, shuffling gait, drooling, stooped posture, instability
Akathisia	5 – 60 days	Compulsive, repetitive motions; agitation
Tarditive dyskinesia	Months to years	Lip-smacking, worm-like tongue movement, 'fly-catching'

Treatment of EPS

- **Likely caused by blocking central dopamine₂ receptors responsible for Movement.**
- **Anticholinergic therapy rapidly effective**
 - **diphenhydramine (Benadryl®).**

Antipsychotic Agents

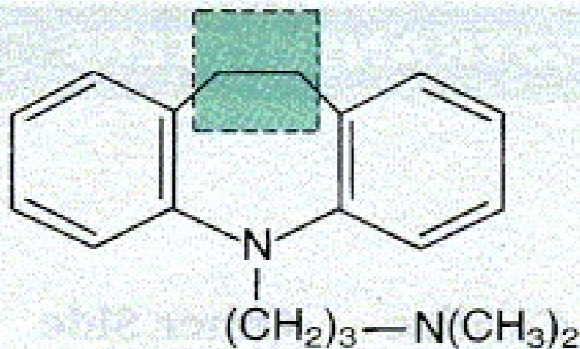
- **Chlorpromazine (thorazine®).**
- **Thioridazine (mellaril®).**
- **Trifluoperazine (stelazine®).**
- **Haloperidol (Haldol®).**

Antidepressants

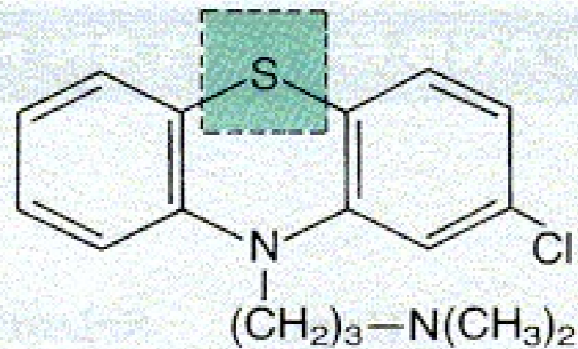
- **Likely cause:** Inadequate monoamine levels.
- **Treatment options:**
 - Increasing NT synthesis in presynaptic end bulb.
 - Increasing NT release from end bulb.
 - Blocking NT 'reuptake' by presynaptic end bulb.

Tricyclic Antidepressants (TCAs)

- **Block reuptake of both NE & serotonin**
 - Enhance effects.
- **Similar side effects to phenothiazines.**



Imipramine
(a tricyclic antidepressant)



Chlorpromazine
(a phenothiazine antipsychotic)

TCA Side Effects

- **Orthostatic hypotension.**
- **Sedation.**
- **Anticholinergic effects.**
- **Cardiac toxicity**
 - **Ventricular dysrhythmias.**

Selective Serotonin Reuptake Inhibitors (SSRIs)

- **Block only serotonin (not NE) reuptake**
 - Elevate serotonin levels.
- **Fewer side effects than TCS**
 - No hypotension.
 - No anticholinergic effects.
 - No cardiotoxicity.
- **Most common side effect**
 - Nausea, insomnia, sexual dysfunction.

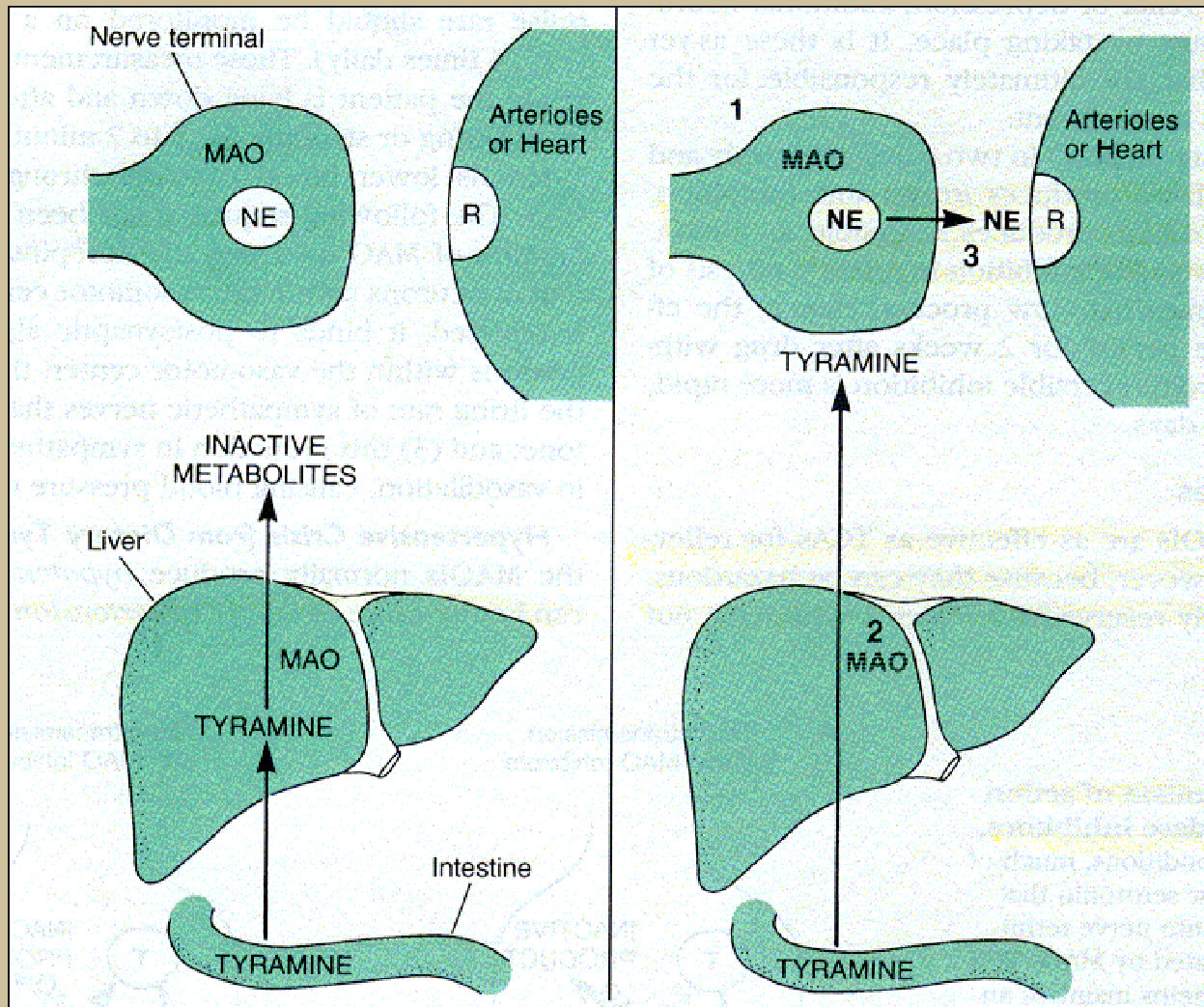
Monoamine Oxidase Inhibitors (MAOIs)

- **Monoamine oxidase**
 - **Present in liver, intestines & MA releasing neurons.**
 - **Inactivates monoamines.**
 - **Inactivates dietary tyramine in liver**
 - **Foods rich in tyramine: cheese & red wine.**

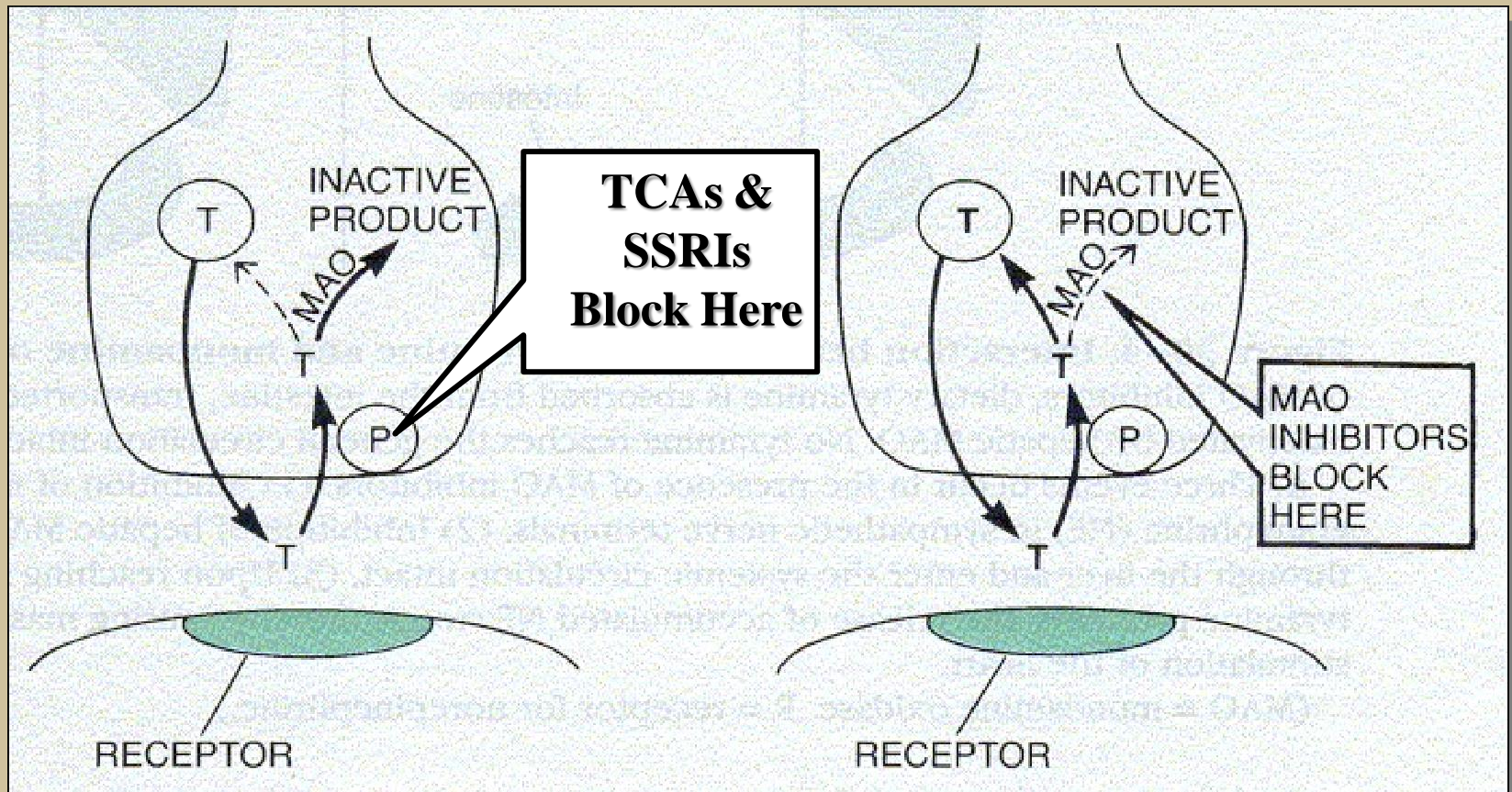
MAOI Side Effects

- **CNS Stimulation**
 - Anxiety, agitation.
- **Orthostatic hypotension.**
- **Hypertensive Crisis**
 - From increased tyramine consumption
 - Excessive arteriole constriction, stimulation of heart.

MAOI & Dietary Tyramine



Antidepressant Mechanism



Antidepressants Agents

TCAs

- Imiprimine (tofranil®)
- Amitriptyline (elavil®)
- Nortriptyline (pamelor®)

Ssris

- Fluoxetine (prozac®)
- Paroxetine (paxil®)
- Sertraline (zoloft®)

MAOIs

- Phenelzine (Nardil®)

Atypical

Antidepressants

- Bupropion (Wellbutrin®)

Parkinson's Disease

- **Fine motor control dependent upon balance between excitatory and inhibitory NT.**

– **Acetylcholine = excitatory**

– **Dopamine = inhibitory**

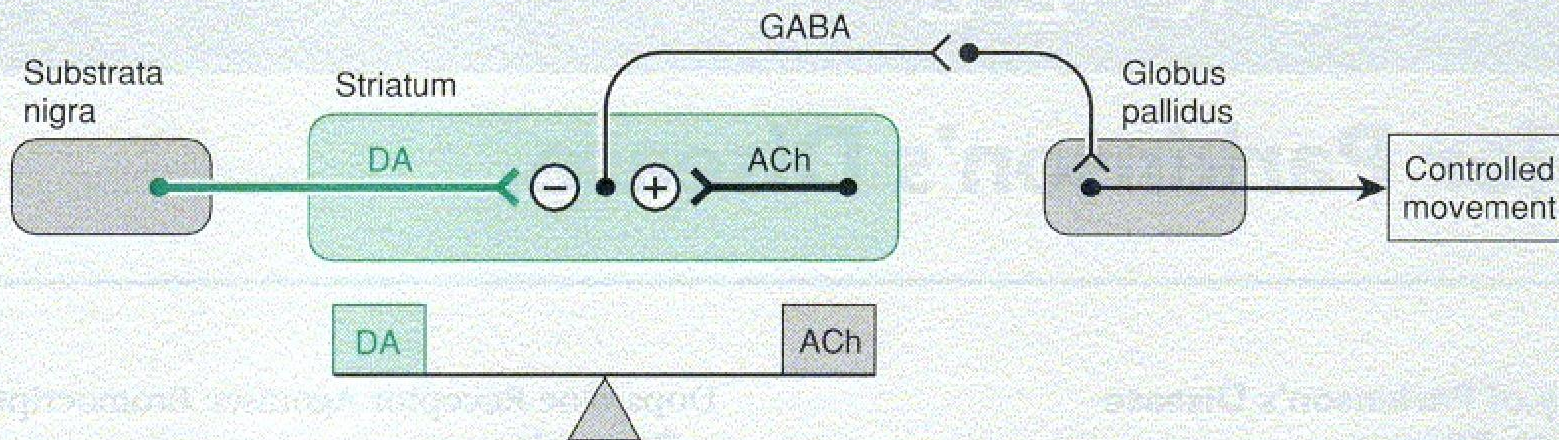
GABA = inhibitory



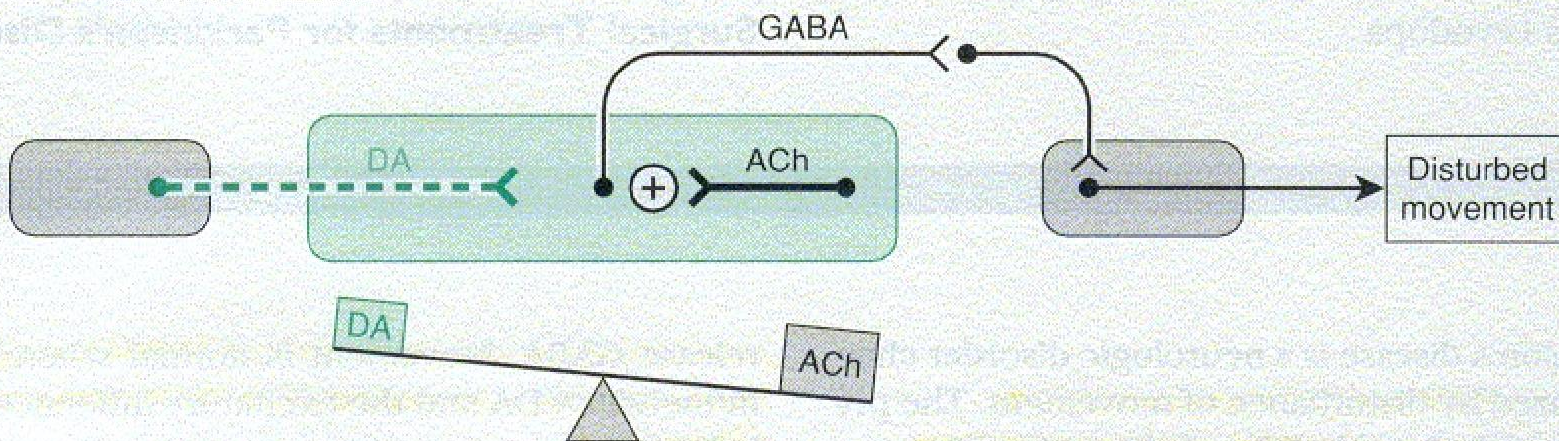
**Control
GABA
release**

Parkinson's Disease

A Normal



B Parkinson's Disease



Parkinson's Symptoms

- **Similar to EPS.**
- **Dyskinesias**
 - Tremors, unsteady gait, instability.
- **Bradykinesia.**
- **Akinesia in severe cases.**

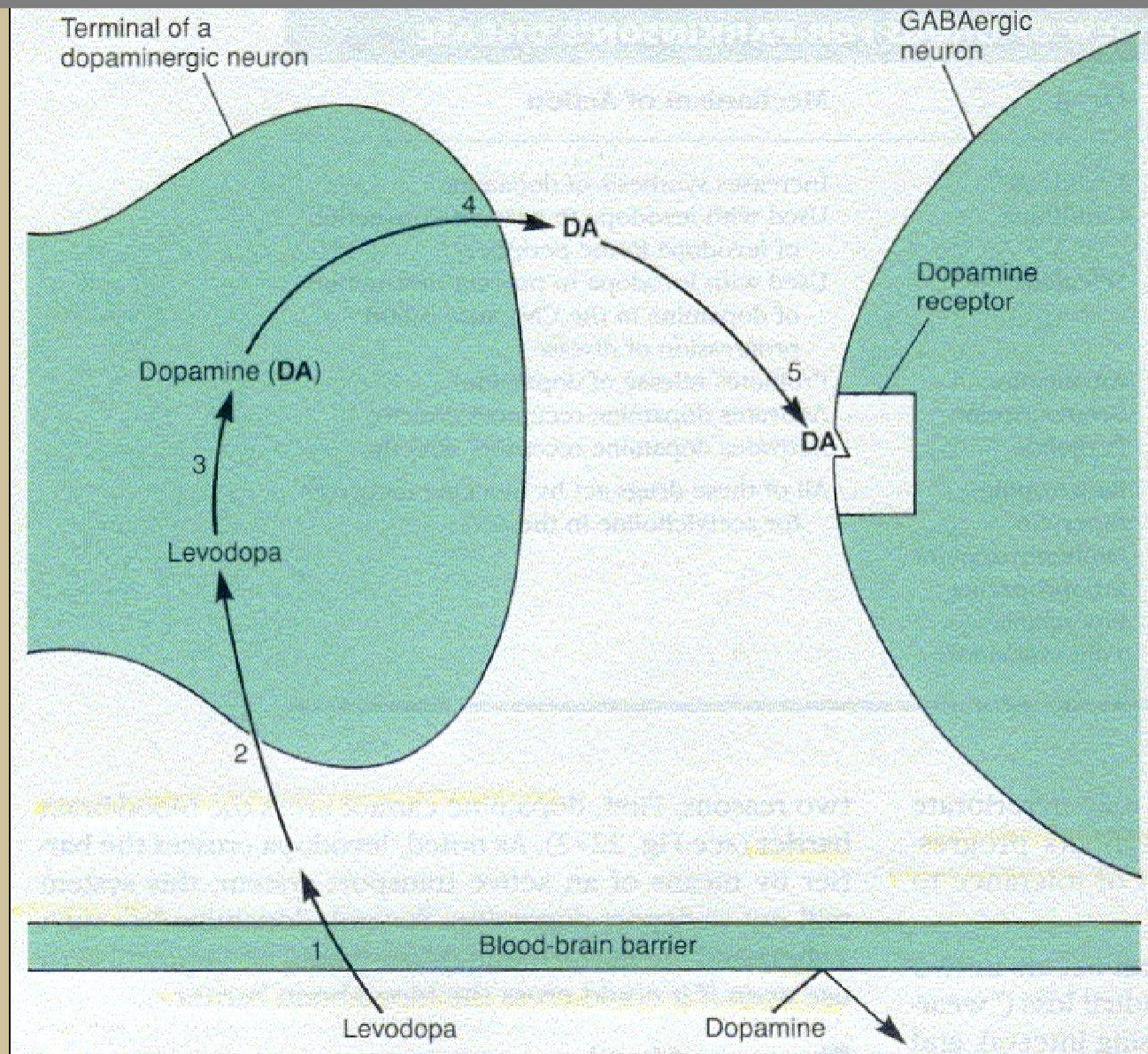
Parkinson's Treatment

- **Dopaminergic approach:**
 - ↑↑ Release of dopamine.
 - ↑↑ [Dopamine].
 - ↓↓ Dopamine breakdown.
- **Cholinergic approach:**
 - ↓↓ Amount of ACh released.
 - Directly block ACh receptors.
- **All treatment is symptomatic and temporary.**

Levodopa

- **Sinemet ® = levodopa + carbidopa.**
- **Increase central dopamine levels.**
- **Side effects:**
 - **Nausea and vomiting.**
 - **Dyskinesia (~80% of population).**
 - **Cardiovascular (dysrhythmias).**

Levodopa Mechanism



Other Agents

- **Amantadine (Symmetrel[®])**
 - ↑↑ release of dopamine from unaffected neurons.
- **Bromocriptine (Parlodel[®])**
 - Directly stimulated dopamine receptors.
- **Selegiline (Carbex[®], Eldepryl[®])**
 - MAOI selective for dopamine (MAO-B).
- **Benzotropine (Cogentin[®])**
 - Centrally acting anticholinergic.

اللَّهُمَّ صَلِّ عَلَى مُحَمَّدٍ وَعَلَى آلِ مُحَمَّدٍ

